

PEUGEOT

106 I (1A,1C)
1,0/1,1/1,3/1,4/1,6
1,4D/1,5D

Ltr. 1,0/1,1/1,3/1,4/1,6
1,4D/1,5D

Baujahr 09/1991 - 04/1996
Year

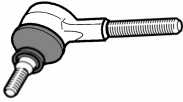
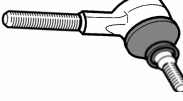




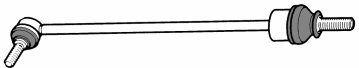
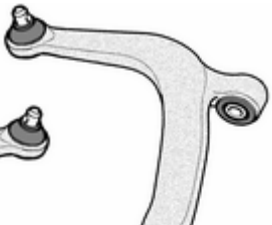
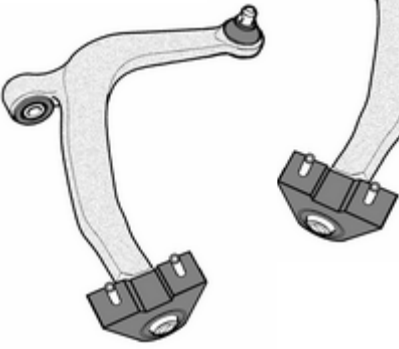


VERGLEICHS-NR. CROSS-REF.-NO.	HEYD-NR.	BENENNUNG / ABMESSUNG DESCRIPTION / DIMENSION	EINBAU POSITION	BILD FIGURE
3817.41 3817.30	PE 01.75	Spurstangengelenk Tie rod end M14x1,5 RH	L ⇐	
3817.42 3817.31	PE 01.76	Spurstangengelenk Tie rod end M14x1,5 RH	R ⇐	
3520.78 95 658 978	CT 01.83	Querlenker mit Gummilager. Control arm with bushing Vorderachse/ front axle	L ↓	
3520.79 95 658 979	CT 01.82	Querlenker mit Gummilager. Control arm with bushing Vorderachse/ front axle	R ↓	
3640.36	CT 01.96	Führungsgelenk Suspension joint Ø16 mm	L+R ↓	
5087.40	CT 01.41	Koppelstange, Vorderachse Stabiliizer link, front axle	L+R ↖ ↗ 	
<i>SPORTFAHRWERK / SPORTS SUSPENSION</i>				
3520.92 3520.80	PE 01.83	Querlenker mit Gummilager. Control arm with bushing Vorderachse/ front axle	L ↓	
3520.93 3520.81	PE 01.82	Querlenker mit Gummilager. Control arm with bushing Vorderachse/ front axle	R ↓	
5087.33	PE 01.42	Koppelstange, Vorderachse Stabiliizer link, front axle	L+R ↖ ↗ 	

PEUGEOT

106 II (1)
1,1i/1,4i/1,6i/1,6S16
1,5D/ Electric

Ltr. 1,1/1,4/1,6
1,5D/ Electric

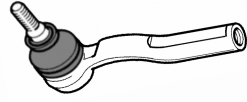

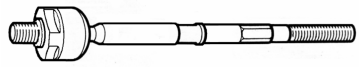



Baujahr 04/1996 -
Year

VERGLEICHS-NR. CROSS-REF.-NO.	HEYD-NR.	BENENNUNG / ABMESSUNG DESCRIPTION / DIMENSION	EINBAU POSITION	BILD FIGURE
3817.41 3817.30	PE 01.75	Spurstangengelenk Tie rod end M14x1,5 RH	L ↔	
3817.42 3817.31	PE 01.76	Spurstangengelenk Tie rod end M14x1,5 RH	R ⇒	
3520.78 95 658 978	CT 01.83	Querlenker mit Gummilager. Control arm with bushing Vorderachse/ front axle	L ↓	
3520.79 95 658 979	CT 01.82	Querlenker mit Gummilager. Control arm with bushing Vorderachse/ front axle	R ↓	
3640.36	CT 01.96	Führungsgelenk Suspension joint Ø16 mm	L+R ↓	
5087.40	CT 01.41	Koppelstange, Vorderachse Stabiliizer link, front axle	L+R ↔ ↗ 	
<i>SPORTFAHRWERK / SPORTS SUSPENSION</i>				
3520.92 3520.80	PE 01.83	Querlenker mit Gummilager. Control arm with bushing Vorderachse/ front axle	L ↓	
3520.93 3520.81	PE 01.82	Querlenker mit Gummilager. Control arm with bushing Vorderachse/ front axle	R ↓	
5087.33	PE 01.42	Koppelstange, Vorderachse Stabiliizer link, front axle	L+R ↔ ↗ 	

106
1,0
1,4D

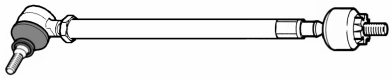
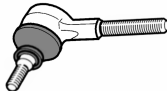

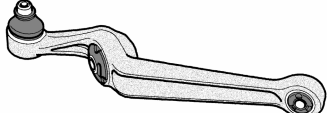
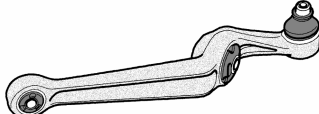

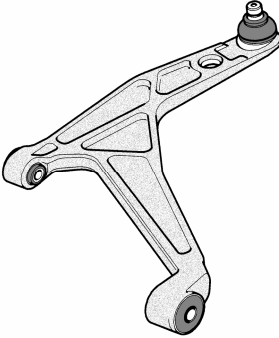

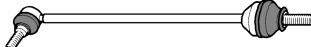
Ltr. 1,1
1,4D

Baujahr 06/2005 -
Year

VERGLEICHS-NR. CROSS-REF.-NO.	HEYD-NR.	BENENNUNG / ABMESSUNG DESCRIPTION / DIMENSION	EINBAU POSITION	BILD FIGURE
3817.63	CT 01.15	Spurstangengelenk Tie rod end M12x1,25 RH	L ⇐	
3817.64	CT 01.16	Spurstangengelenk Tie rod end M12x1,25 RH	R ⇐	
	CT 01.17	Axialgelenk Axial joint M12x1,25 RH	L+R ⇐ ⇐	
3520.Q2	CT 01.89	Querlenker mit Gummilager. Control arm with bushing Vorderachse/ front axle	L ↓	
3521.L3	CT 01.88	Querlenker mit Gummilager. Control arm with bushing Vorderachse/ front axle	R ↓	
3520.Q2* 3521.L3*	CT 01.92	Traggelenk Suspension joint	L+R ↓	

PEUGEOT

205 I (741A/C) 1,01,1/1,4/1,6/1,9GTI/1,9GTI 1,7Diesel	Ltr. 1,0/1,1/1,4/1,6/1,9 1,7D	Baujahr Year 02/1983 - 10/1987
205 I CABRIO (741B,20D) 1,4CJ/1,4CJKat/1,6CJ/1,9CTI	1,4/1,6/1,9	04/1986 - 12/1994
205 II (20A/C) 1,0/1,1/1,4/Kat/1,6Aut/1,6GTI/GTX/1,9GTI/Kat 1,7Diesel/1,8XDT/1,9Diesel	1,0/1,1/1,4/1,6/1,9 1,7D/1,8D/1,9D	01/1987 - 09/1998

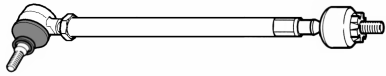
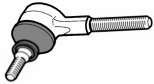

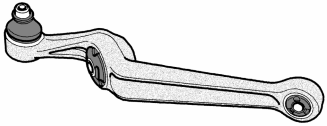
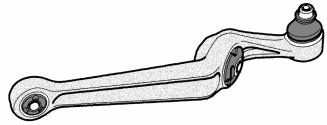
VERGLEICH-NR. CROSS-REF.-NO.	HEYD-NR.	BENENNUNG / ABMESSUNG DESCRIPTION / DIMENSION	EINBAU POSITION	BILD FIGURE
3812.38 3812.32	PE 02.57	Axialstange, verstellbar Axial rod, adjustable	L+R ↔↔	
3817.50 3817.18	PE 01.73	Spurstangengelenk Tie rod end M14x1,5 RH	L+R ↔↔	
3812.97 3812.95	PE 03.55	Axialgelenk Axial joint M14x1,5 RH	L+R ↔ ↔	
3520.51 3520.50	PE 02.95	Querlenker Vorderachse Control arm front axle Ø16 mm	L ↓	
3521.34 3521.33	PE 02.98	Querlenker Vorderachse Control arm front axle Ø16 mm	R ↓	
<i>NUR/ONLY 205 GTI / RALLYE</i>				
3520.54	PE 02.81	Querlenker mit Gummilager. Control arm with bushing Vorderachse/ front axle	L ↓	
3521.37	PE 02.82	Querlenker mit Gummilager. Control arm with bushing Vorderachse/ front axle	R ↓	
5087.23/32	PE 02.41	Koppelstange, Vorderachse Stabilizer link, front axle	L+R ↗↘ 	

PEUGEOT

205 **KASTEN**
1,7Diesel

Ltr 1,7D

Baujahr 03/1994 -
Year

VERGLEICHS-NR. CROSS-REF.-NO.	HEYD-NR.	BENENNUNG / ABMESSUNG DESCRIPTION / DIMENSION	EINBAU POSITION	BILD FIGURE
3812.38 3812.32	PE 02.57	Axialstange, verstellbar Axial rod, adjustable	L+R ↔↔	
3817.50 3817.18	PE 01.73	Spurstangengelenk Tie rod end M14x1,5 RH	L+R ↔↔	
3812.97 3812.95	PE 03.55	Axialgelenk Axial joint M14X1,5 RH	L+R ↔ ↔	
3520.51 3520.50	PE 02.95	Querlenker Vorderachse Control arm front axle Ø16 mm	L ↓	
3521.34 3521.33	PE 02.98	Querlenker Vorderachse Control arm front axle Ø16 mm	R ↓	

PEUGEOT

206 **(2A/C)**
1,1i/1,4i/1,416V/2,0S16/2,0RCI
1,4HDI/1,6HDI/1,9D/2,0HDI

Ltr. 1,1/1,4/1,6/2,0
1,4D/1,9D/2,0D

Baujahr 07/1998 -
Year

206 **CC (2D) CABRIOLET**
1,616V/2,0S16
1,6HDI

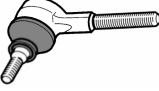
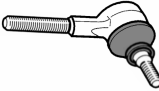

1,6/2,0
1,6D

09/2000 -

206 **SW (2E/K) KOMBI**
1,1/1,4/1,416V/1,616V/2,0S16
1,4HDI/1,6HDI/2,0HDI

1,1/1,4/1,6/2,0
1,4D/1,9D/2,0D

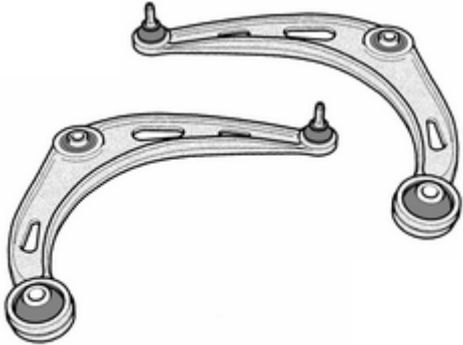
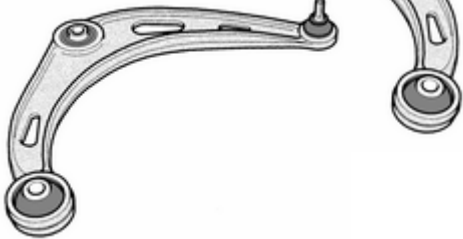

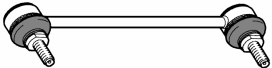
07/2002 -

VERGLEICHS-NR. CROSS-REF.-NO.	HEYD-NR.	BENENNUNG / ABMESSUNG DESCRIPTION / DIMENSION	EINBAU POSITION	BILD FIGURE
3817.41 3817.30	PE 01.75	Spurstangengelenk Tie rod end M14x1,5 RH	L ↔	
3817.42 3817.31	PE 01.76	Spurstangengelenk Tie rod end M14x1,5 RH	R ↔	
3812.C5	PE 01.56	Axialgelenk Axial joint M14X1,5 RH	L+R ↔ ↔	

FORTSETZUNG / CONTINUATION



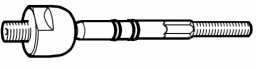
PEUGEOT

206 (2A/C) 1,1i/1,4i/1,416V/2,0S16/2,0RCI 1,4HDI/1,6HDI/1,9D/2,0HDI	Ltr. 1,1/1,4/1,6/2,0 1,4D/1,9D/2,0D	Baujahr Year 07/1998 -
206 CC (2D) CABRIOLET 1,616V/2,0S16 1,6HDI	1,6/2,0 1,6D	09/2000 -
206 SW (2E/K) KOMBI 1,1/1,4/1,416V/1,616V/2,0S16 1,4HDI/1,6HDI/2,0HDI	1,1/1,4/1,6/2,0 1,4D/1,9D/2,0D	07/2002 -

VERGLEICHS-NR. CROSS-REF.-NO.	HEYD-NR.	BENENNUNG / ABMESSUNG DESCRIPTION / DIMENSION	EINBAU POSITION	BILD FIGURE
3520.L7 3520.G8	PE 01.85	Querlenker mit Gummilager. Control arm with bushing Vorderachse/ front axle	L ↓	
3521.H9 3521.C8	PE 01.84	Querlenker mit Gummilager. Control arm with bushing Vorderachse/ front axle	R ↓	
5087.45	CT 01.42	Koppelstange, Vorderachse Stabilizer link, front axle	L+R 	

PEUGEOT

207 (WA_,WC_) 1,4/1,416V/1,616V/VTI/Turbo//RS 1,4HDI/1,6HDI	Ltr. 1,4/1,6 1,4D/1,6D	Baujahr Year 07/2007 -
207 CC (WD_) CABRIOLET 1,616V/1,616VTurbo 1,6HDI	1,6 1,6D	07/2007 -
206 SW (2E/K) KOMBI 1,4/1,416V 1,6HDI	1,4/1,6 1,6D	07/2007 -



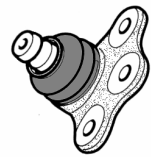

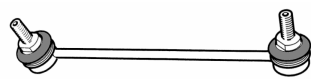

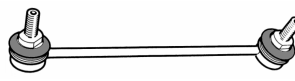
VERGLEICHS-NR. CROSS-REF.-NO.	HEYD-NR.	BENENNUNG / ABMESSUNG DESCRIPTION / DIMENSION	EINBAU POSITION	BILD FIGURE
3817.67	PE 01.77	Spurstangengelenk Tie rod end M16x1,5 RH	L ⇐	
3817.68	PE 01.78	Spurstangengelenk Tie rod end M16x1,5 RH	R ⇒	
3812.E8	PE 01.79	Axialgelenk Axial joint M16X1,5 RH	L+R ⇐⇒	

PEUGEOT

FORTSETZUNG / CONTINUATION

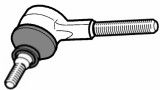
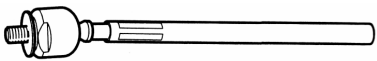
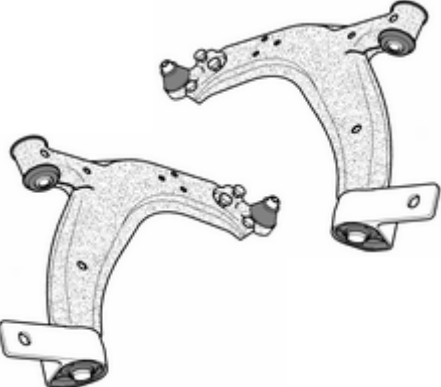
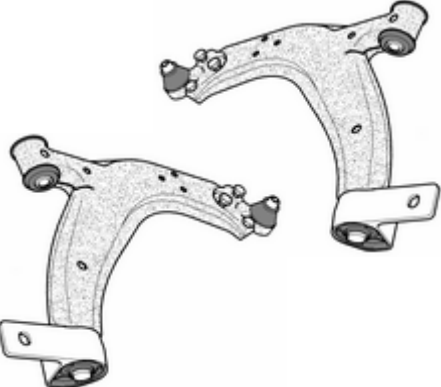

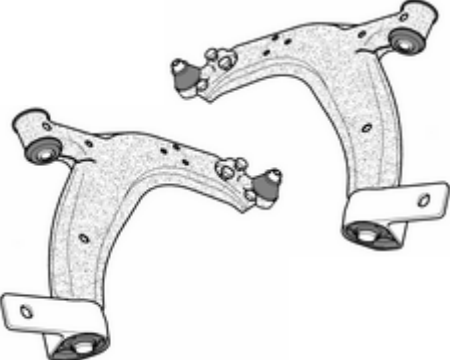
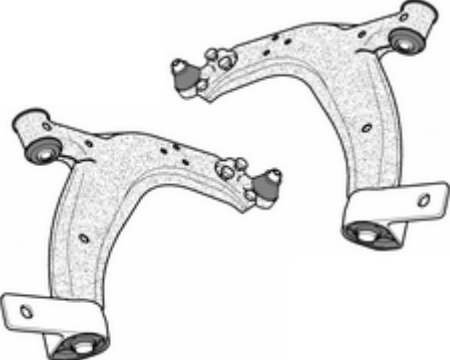
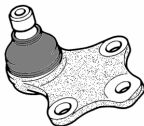
PEUGEOT

207 (WA_,WC_) 1,4/1,416V/1,616V/VTI/Turbo//RS 1,4HDI/1,6HDI	Ltr. 1,4/1,6 1,4D/1,6D	Baujahr Year 07/2007 -
207 CC (WD_) CABRIOLET 1,616V/1,616VTurbo 1,6HDI	1,6 1,6D	07/2007 -
206 SW (2E/K) KOMBI 1,4/1,416V 1,6HDI	1,4/1,6 1,6D	07/2007 -

VERGLEICHS-NR. CROSS-REF.-NO.	HEYD-NR.	BENENNUNG / ABMESSUNG DESCRIPTION / DIMENSION	EINBAU POSITION	BILD FIGURE
3520.R7	PE 01.87	Querlenker mit Gummilager. Control arm with bushing Vorderachse/ front axle	L ↓	
3821.N8	PE 01.88	Querlenker mit Gummilager. Control arm with bushing Vorderachse/ front axle	R ↓	
3640.62 3640.61	PE 01.90	Traggelenk Suspension joint	L+R ↓	
5087.54	PE 01.41	Koppelstange, Vorderachse Stabiliizer link, front axle	L ↻ 	
5087.55	PE 01.40	Koppelstange, Vorderachse Stabiliizer link, front axle	R ↻ 	

PEUGEOT

306 (7A,7C,N3,N5) 1,1/1,4/1,6/1,8/1,816V/2,016V/2,0S16/2,0XSi 1,8D/1,9D/1,9DT/2,0HDi	Ltr. 1,1/1,4/1,6/1,8/2,0 1,8D/1,9D/2,0D	Baujahr Year 05/1993 - 05/2001
306 (B,N3,N5) 1,1/1,4SL/1,6/SR/1,816V/1,8ST/2,0/2,0S16 1,9D/1,9SLD/1,9SRDT/2,0HDi	1,1/1,4/1,6/1,8/2,0 1,9D/2,0D	06/1994 - 05/2001
306 BEAK (7E,N3,N5) KOMBI 1,4/1,6/1,8/1,816V/2,0 1,9D/1,9TD/2,0HDi	1,4/1,6/1,8/2,0 1,9D/2,0D	06/1994 - 04/2002
306 CABRIOLET (7D,N3,N5) 1,6/1,8/1,816V/2,0/2,016V	1,6/1,8/2,0	03/1994 - 04/2002

VERGLEICHS-NR. CROSS-REF.-NO.	HEYD-NR.	BENENNUNG / ABMESSUNG DESCRIPTION / DIMENSION	EINBAU POSITION	BILD FIGURE
3817.50 3817.18	PE 01.73	Spurstangengelenk Tie rod end M14x1,5 RH	L+R ↔	
3812.92	PE 03.62	Axialgelenk Axial joint M14X1,5 RH	L+R ↔ ↔	
<i>MANUELLE LENKUNG / MANUAL STEERING</i>				
3520.98 3520.83 3520.F1	PE 03.81	Querlenker mit Gummilager. Control arm with bushing Vorderachse/ front axle	L ↓	
3521.68 3521.55 3521.A1	PE 03.80	Querlenker mit Gummilager. Control arm with bushing Vorderachse/ front axle	R ↓	
3640.44 3640.31	PE 03.94	Führungsgelenk Suspension joint	L+R ↓	
<i>SERVOLENKUNG / POWER STEERING</i>				
3520.99 3520.84 3520.F3	PE 03.83	Querlenker mit Gummilager. Control arm with bushing Vorderachse/ front axle	L ↓	
3521.69 3521.56 3521.A3	PE 03.82	Querlenker mit Gummilager. Control arm with bushing Vorderachse/ front axle	R ↓	
3640.37 3640.30	PE 03.93	Führungsgelenk Suspension joint	L+R ↓	

FORTSETZUNG / CONTINUATION

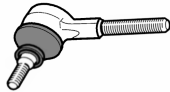
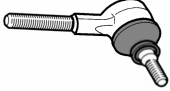

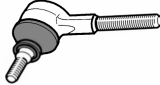
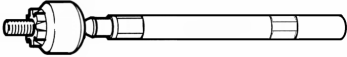


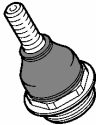

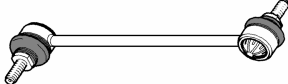
PEUGEOT

306 (7A,7C,N3,N5) 1,1/1,4/1,6/1,8/1,816V/2,016V/2,0S16/2,0XSi 1,8D/1,9D/1,9DT/2,0HDi	Ltr. 1,1/1,4/1,6/1,8/2,0 1,8D/1,9D/2,0D	Baujahr Year 05/1993 - 05/2001
306 (B,N3,N5) 1,1/1,4SL/1,6/SR/1,816V/1,8ST/2,0/2,0S16 1,9D/1,9SLD/1,9SRDT/2,0HDi	1,1/1,4/1,6/1,8/2,0 1,9D/2,0D	06/1994 - 05/2001
306 BEAK (7E,N3,N5) KOMBI 1,4/1,6/1,8/1,816V/2,0 1,9D/1,9TD/2,0HDi	1,4/1,6/1,8/2,0 1,9D/2,0D	06/1994 - 04/2002
306 CABRIOLET (7D,N3,N5) 1,6/1,8/1,816V/2,0/2,016V	1,6/1,8/2,0	03/1994 - 04/2002

VERGLEICHS-NR. CROSS-REF.-NO.	HEYD-NR.	BENENNUNG / ABMESSUNG DESCRIPTION / DIMENSION	EINBAU POSITION	BILD FIGURE
<i>SERVOLENKUNG / POWER STEERING AB/FROM FG-NR./ CH-NO. 0 7970</i>				
3520.H3	PE 03.85	Querlenker mit Gummilager. Control arm with bushing Vorderachse/ front axle	L ↓	
3521.E3	PE 03.84	Querlenker mit Gummilager. Control arm with bushing Vorderachse/ front axle	R ↓	
3640.49	PE 03.90	Führungsgelenk Suspension joint	L+R ↓	
5087.42	PE 03.42	Koppelstange, Vorderachse Stabilizer link, front axle	L+R ↖ ↗ 	




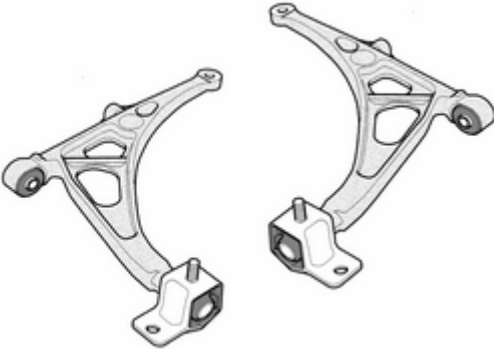
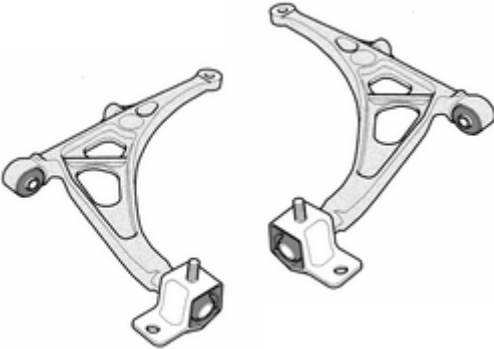
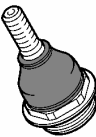



PEUGEOT

307 (3A/C) 1,4/1,416V/1,616V/2,016V 1,4HDI/1,6HDI/2,0HDI	Ltr. 1,4/1,6/2,0 1,4D/1,6D/2,0D	Baujahr Year 08/2000 -
307 BREAK (3E) KOMBI 1,416V/1,616V/2,0/2,016V 1,6HDI/2,0HDI	1,4/1,6/2,0 1,6D/2,0D	03/2002 -
307 SW (3H) 1,416V/1,616V/2,016V 1,6D/1,6HDI/2,0HDI	1,4/1,6/2,0 1,6D/2,0D	03/2002 -
307 CC (3B) CABRIOLET 1,616V/2,016V 2,0HDI	1,6/2,0 2,0D	10/2003 -

VERGLEICHS-NR. CROSS-REF.-NO.	HEYD-NR.	BENENNUNG / ABMESSUNG DESCRIPTION / DIMENSION	EINBAU POSITION	BILD FIGURE
<i>BIS FG-NR./ TILL CH--NO. 10310</i>				
3817.41 3817.30	PE 01.75	Spurstangengelenk Tie rod end M14x1,5 RH	L ⇐	
3817.42 3817.31	PE 01.76	Spurstangengelenk Tie rod end M14x1,5 RH	R ⇐	
3812.E0	PE 04.53	Axialgelenk Axial joint M14X1,5 RH	L+R ⇐ ⇐	
<i>AB FG-NR./ FROM CH--NO. 10311</i>				
3817.50 3817.18 3817.10	PE 01.73	Spurstangengelenk Tie rod end M14x1,5 RH	L+R ⇐⇐	
3812.E5	PE 04.55	Axialgelenk Axial joint M14X1,5 RH	L+R ⇐ ⇐	
3520.S3 3520.K8	PE 04.81	Querlenker mit Gummilager. Control arm with bushing Vorderachse/ front axle	L ↓	
3521.P3 3521.G8	PE 04.80	Querlenker mit Gummilager. Control arm with bushing Vorderachse/ front axle	R ↓	
3640.60 3640.53	PE 04.90	Führungsgelenk Suspension joint	L+R ↓	
5087.62 5087.50	PE 04.41	Koppelstange, Vorderachse Stabiliizer link, front axle	L+R ⇐⇐ 	

PEUGEOT

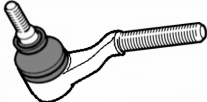

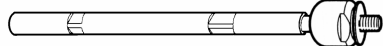


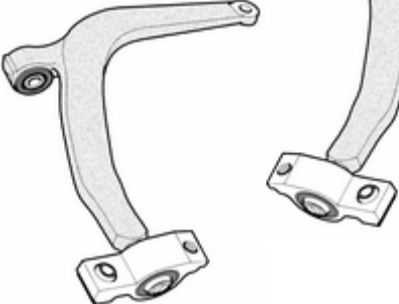

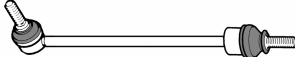

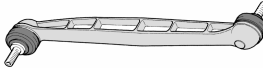
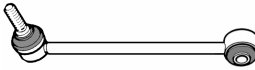
405 I (15B) 1,6/1,9/1,9Injection/1,94x4/1,9Sport 1,8Turbo Diesel/1,9 Diesel	Ltr. 1,6/1,9 1,8D/1,9D	Baujahr Year 07/1987 - 12/1993
405 I BREAK (15E) KOMBI 1,4/1,6/1,6SRI 4x4/1,9/4x4/Allrad 1,8TD/1,9D	1,4/1,6/1,9 1,8/D1,9D	10/1988 - 08/1992
405 II (4B) 1,4/1,6/1,8/2,0/2,0X4/16V/Mi/T16x4 1,9D/1,9TD	1,4/1,6/1,8/2,0 1,9D	08/1992 - 10/1995
405 II BREAK (4E) 1,4/1,6/1,8/2,0/2,04x4 1,9D/1,9TD	1,4/1,6/1,8/2,0 1,9D	08/1992 - 10/1996

VERGLEICHS-NR. CROSS-REF.-NO.	HEYD-NR.	BENENNUNG / ABMESSUNG DESCRIPTION / DIMENSION	EINBAU POSITION	BILD FIGURE
3817.48 3817.26	PE 03.71	Spurstangengelenk Tie rod end M14x1,5 RH	L ⇐	
3817.49 3817.27	PE 03.72	Spurstangengelenk Tie rod end M14x1,5 RH	R ⇐	
3812.98	PE 03.65	Axialgelenk Axial joint M14X1,5 RH	L+R ⇐ ⇐	
<i>405 I AB/FROM 1988</i>				
3520.68 3520.65	PE 04.83	Querlenker mit Gummilager. Control arm with bushing Vorderachse/ front axle	L ↓	
3521.49 3521.46	PE 04.84	Querlenker mit Gummilager. Control arm with bushing Vorderachse/ front axle	R ↓	
3640.21 3640.20	PE 03.92	Traggelenk Suspension joint M38x1,5	L+R ↓	
<i>405 II AB/FROM 1993</i>				
3520.47	PE 04.85	Querlenker mit Gummilager. Control arm with bushing Vorderachse/ front axle	L ↓	
3521.76	PE 04.86	Querlenker mit Gummilager. Control arm with bushing Vorderachse/ front axle	R ↓	
3640.71 3640.34	PE 04.93	Traggelenk Suspension joint	L+R ↓	

PEUGEOT

406 **(8B)**
1,6/1,8/1,816V/2,016V//Turbo/2,2/3,024V/3,0V6
1,9TD/2,0HDI/2,1TD12V/2,2HDI
406 **BREAK (8E/F) KOMBI**
1,6/1,8/1,816V/2,016V//Turbo/2,2/3,024V/3,0V6
1,9TD/2,0HDI/2,1TD12V/2,2HDI
406 **COUPE (8C)**
2,016V//Turbo/2,2/3,024V/3,0V6
2,2HDI

Ltr. 1,6/1,8/2,0/2,2/3,0 Baujahr 10/1995 - 05/2004
1,9D/2,0D/2,1D/2,2D Year
1,6/1,8/2,0/2,2/3,0 10/1996 -05/2004
1,9D/2,0D/2,1D/2,2D
2,0/2,2/3,0 03/1997 - 12/2004
2,2D

VERGLEICH-NR. CROSS-REF.-NO.	HEYD-NR.	BENENNUNG / ABMESSUNG DESCRIPTION / DIMENSION	EINBAU POSITION	BILD FIGURE
3817.40	PE 04.71	Spurstangengelenk Tie rod end M16x1,5 RH	L ↔	
3817.39	PE 04.72	Spurstangengelenk Tie rod end M16x1,5 RH	R ↔	
3812.A9	PE 04.51	Axialgelenk Axial joint M16X1,5 RH	L+R ↔ ↔	
<i>AB FG-NR./ FROM CH--NO. 07665</i>		<i>11/1998</i>		
3812.C4 3812 C3	PE 04.57	Axialgelenk Axial joint M16X1,5 RH	L+R ↔ ↔	
3520.H1 3520.C0	PE 04.87	Querlenker mit Gummilager. Control arm with bushing Vorderachse/ front axle	L ↓	
3521.E1 3521.80	PE 04.88	Querlenker mit Gummilager. Control arm with bushing Vorderachse/ front axle	R ↓	
3640.71 3640.34	PE 04.93	Führungsgelenk Suspension joint	L+R ↓	
5087.40	CT 01.41	Koppelstange, Vorderachse Stabiliizer link, front axle	L+R ↔↔	
5087.48	PE 06.41	Koppelstange, Vorderachse Stabiliizer link, front axle	L+R ↔↔	
5178.38	PE 04.42	Koppelstange, Hinterachse Stabiliizer link, rear axle	L+R ↔↔	
5178.39	PE 04 47	Druckstange, Hinterachse Pressure Rod, rear axle	L+R ↔↔	

PEUGEOT

407 (6D_) 1,8/1,816V/2,0/2,016V/2,2/2,216V/3,0 1,6Hdi/2,0Hdi/2,2Hdi/2,7Hdi	Ltr. 1,8/2,0/2,2/3,0 1,6D/2,0D/2,2D/2,7D	Baujahr Year 05/2004 -
407 SW KOMBI 1,8/1,816V/2,0/2,016V/2,2/2,216V/3,0 1,6Hdi/2,0Hdi/2,2Hdi/2,7Hdi	1,8/2,0/2,2/3,0 1,6D/2,0D/2,2D/2,7D	05/2004 -
407 COUPE (6C_) 2,216V/3,0V6 2,0Hdi/2,7Hdi	2,2/3,0 2,0D/2,7D	10/2005 -

VERGLEICH-NR. CROSS-REF.-NO.	HEYD-NR.	BENENNUNG / ABMESSUNG DESCRIPTION / DIMENSION	EINBAU POSITION	BILD FIGURE
3817.58	PE 04.75	Spurstangengelenk Tie rod end M14x1,5 RH	L ↔	
3817.57	PE 04.76	Spurstangengelenk Tie rod end M14x1,5 RH	R ↔	
3812.E3	PE 04.77	Axialgelenk Axial joint M14X1,5 RH	L+R ↔ ↔	
3520.N6	PE 04.97	Querlenker mit Gummilager. Control arm with bushing Vorderachse/ front axle	L ↓	
3521.J6	PE 04.96	Querlenker mit Gummilager. Control arm with bushing Vorderachse/ front axle	R ↓	
3640.57	PE 04.94	Führungsgelenk Suspension joint	L+R ↑	
3640.58	PE 04.95	Führungsgelenk Suspension joint	L+R ↓	
5087.52	PE 04.43	Koppelstange, Vorderachse Stabilizer link, front axle	L+R ↗↘ 	
5087.53	PE 04.44	Koppelstange, Vorderachse Stabilizer link, front axle	L+R ↗↘ 	
5178.46	PE 04.45	Koppelstange, Hinterachse Stabilizer link, rear axle	L+R ↗↘ 	

PEUGEOT

505 (551A)

1,8/2,0/2,0Ti,Sti/2,2/2,2GTi/2,2Turbo/2,8GTiV6
2,3Tuebo Diesel/2,5Diesel/2,5Turbo Diesel

Ltr. 1,8/2,0/2,2/2,8
2,3D/2,5D

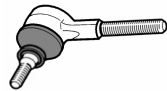


Baujahr 05/1979 - 12/1993
Year

505 BREAK (551D) KOMBI

2,0/2,2/2,2GTi
2,3Diesel/2,5Diesel/2,5Turbo Diesel

2,0/2,2/
2,3D/2,5D

04/1982 - 12/1993

VERGLEICHS-NR. CROSS-REF.-NO.	HEYD-NR.	BENENNUNG / ABMESSUNG DESCRIPTION / DIMENSION	EINBAU POSITION	BILD FIGURE
3817.50 3817.18 3817.10	PE 01.73	Spurstangengelenk Tie rod end M14x1,5 RH	L+R ↔	
3812.19 3812.15	PE 01.74	Axialgelenk Axial joint M14X1,5 RH	L+R ↔ ↔	
3640.27 3640.25	PE 01.95	Führungsgelenk Suspension joint	L+R ↓	


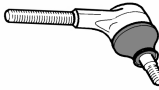



PEUGEOT

605 (6B)

2,0/2,016V/2,0Turbo/3,0/3,0SV24/3,0V6
2,1D/2,1TD12V/2,1Turbo D/2,5Turbo D

Ltr. 2,0/2,0/3,0/3,0
2,1D//2,5D

Baujahr 06/1989 - 09/1999
Year

VERGLEICHS-NR. CROSS-REF.-NO.	HEYD-NR.	BENENNUNG / ABMESSUNG DESCRIPTION / DIMENSION	EINBAU POSITION	BILD FIGURE
3817.43 3817.37	PE 06.71	Spurstangengelenk Tie rod end M16x1,5 RH	L ↔	
3817.44 3817.38	PE 06.72	Spurstangengelenk Tie rod end M16x1,5 RH	R ↔	
3812.A6	PE 06.75	Axialgelenk (ab/from 1995) Axial joint M16X1,5 RH	L+R ↔ ↔	
3520.70 3520.K6	PE 06.81	Querlenker mit Gummilager. Control arm with bushing Vorderachse/ front axle	L ↓	
3520.71 3521.G6	PE 06.80	Querlenker mit Gummilager. Control arm with bushing Vorderachse/ front axle	R ↓	

PEUGEOT





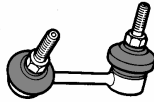

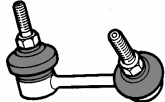
FORTSETZUNG / CONTINUATION

PEUGEOT

605 (6B)
2,0/2,016V/2,0Turbo/3,0/3,0SV24/3,0V6
2,1D/2,1TD12V/2,1Turbo D/2,5Turbo D

Ltr. 2,0/2,0/3,0/3,0
2,1D//2,5D

Baujahr 06/1989 - 09/1999
Year



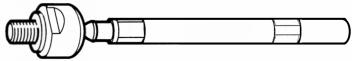

VERGLEICHS-NR. CROSS-REF.-NO.	HEYD-NR.	BENENNUNG / ABMESSUNG DESCRIPTION / DIMENSION	EINBAU POSITION	BILD FIGURE
3640.71 3640.34 3640.28	PE 04.93	Führungsgelenk Suspension joint	L+R ↓	
5087.49 5087.41	PE 06.43	Koppelstange, Vorderachse Stabiliizer link, front axle	L+R ↗↘ 	
5178.44 5178.31 5178.22	PE 06.44	Koppelstange, Hinterachse Stabiliizer link, rear axle	L ↗ 	
5178.43 5178.30 5178.21	PE 06.45	Koppelstange, Hinterachse Stabiliizer link, rear axle	R ↘ 	

PEUGEOT

607 (9D,9U)
2,0/2,216V/3,0V624V
2,0HDi/2,2HDi/2,7HDi24V

Ltr. 2,0/2,2/3,0
2,0D/2,2D/2,7D

Baujahr 02/2000 -
Year

VERGLEICHS-NR. CROSS-REF.-NO.	HEYD-NR.	BENENNUNG / ABMESSUNG DESCRIPTION / DIMENSION	EINBAU POSITION	BILD FIGURE
3817.43 3817.37	PE 06.71	Spurstangengelenk Tie rod end M16x1,5 RH	L ↖	
3817.44 3817.38	PE 06.72	Spurstangengelenk Tie rod end M16x1,5 RH	R ↗	
3812.C7	PE 06.51	Axialgelenk Axial joint M16X1,5 RH	L+R ↗ ↖	
3520.70 3520.K6	PE 06.81	Querlenker mit Gummilager. Control arm with bushing Vorderachse/ front axle	L ↓	






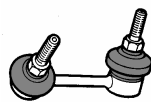

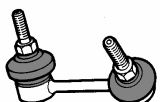
FORTSETZUNG / CONTINUATION

PEUGEOT

607 (9D,9U)
2,0/2,216V/3,0V624V
2,0HDi/2,2HDi/2,7HDi24V

Ltr. 2,0/2,2/3,0
2,0D/2,2D/2,7D

Baujahr 02/2000 -
Year


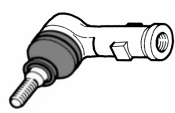

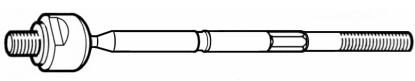
VERGLEICHS-NR. CROSS-REF.-NO.	HEYD-NR.	BENENNUNG / ABMESSUNG DESCRIPTION / DIMENSION	EINBAU POSITION	BILD FIGURE
3520.71 3521.G6	PE 06.80	Querlenker mit Gummilager. Control arm with bushing Vorderachse/ front axle	R ↓	
3640.71 3640.34 3640.28	PE 04.93	Führungsgelenk Suspension joint	L+R ↓	
5087.49 5087.41	PE 06.43	Koppelstange, Vorderachse Stabilizer link, front axle	L+R 	
5178.44 5178.31 5178.22	PE 06.44	Koppelstange, Hinterachse Stabilizer link, rear axle	L 	
5178.43 5178.30 5178.21	PE 06.45	Koppelstange, Hinterachse Stabilizer link, rear axle	R 	

PEUGEOT

806 (221) GROSSRAUMLIMOUSINE
1,8/2,0/2,016V/2,0Turbo
1,9TD/2,0HDi/2,0HDi16V/2,1td12V

Ltr. 1,8/2,0
1,9D/2,0D/2,1D

Baujahr 06/1994 - 06/2002
Year

VERGLEICHS-NR. CROSS-REF.-NO.	HEYD-NR.	BENENNUNG / ABMESSUNG DESCRIPTION / DIMENSION	EINBAU POSITION	BILD FIGURE
4059.09	PE 05.71	Spurstangengelenk Tie rod end M14x1,5 RH	L+R 	
3812.A4	PE 05.72	Axialgelenk Axial joint M14X1,5 RH	L+R 	

PEUGEOT

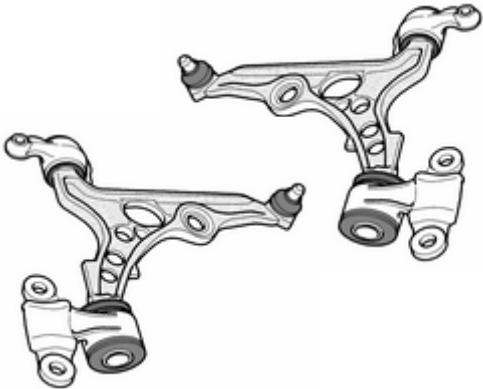



FORTSETZUNG / CONTINUATION

PEUGEOT

807 (221) GROSSRAUMLIMOUSINE
 1,8/2,0/2,016V/2,0Turbo
 1,9TD/2,0HdI/2,0HdI16V/2,1td12V

Ltr. 1,8/2,0
 1,9D/2,0D/2,1D

Baujahr 06/1994 - 06/2002
 Year


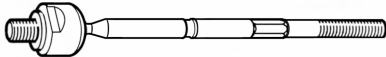
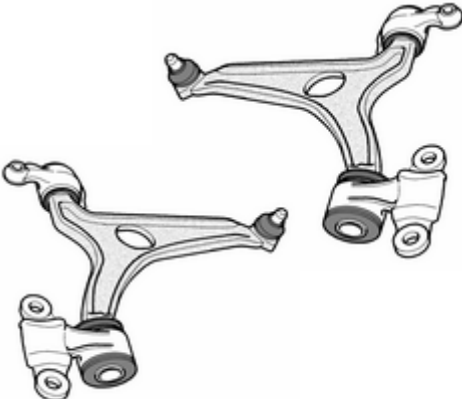


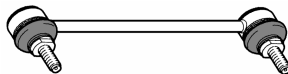
VERGLEICH-NR. CROSS-REF.-NO.	HEYD-NR.	BENENNUNG / ABMESSUNG DESCRIPTION / DIMENSION	EINBAU POSITION	BILD FIGURE
3520.P8 3520.G9 3520.C5	CT 03.81	Querlenker mit Gummilager. Control arm with bushing Vorderachse/ front axle	L ↓	
3521.K4 3521.C9 3521.85	CT 03.80	Querlenker mit Gummilager. Control arm with bushing Vorderachse/ front axle	R ↓	
5087.35 13 174 250 80	PE 05.42	Koppelstange, Vorderachse Stabilizer link, front axle	L+R ↔↔ 	

PEUGEOT

807 (E) GROSSRAUMLIMOUSINE
 2,0/2,016V/2,2/3,0V6
 2,0HdI/2,2HdI

Ltr. 2,0/3,3/3,0
 2,0D/2,1TD1

Baujahr 06/2002 -
 Year



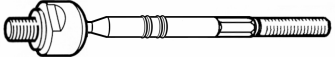

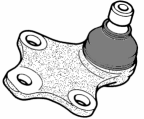

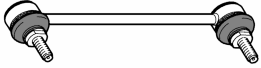
VERGLEICH-NR. CROSS-REF.-NO.	HEYD-NR.	BENENNUNG / ABMESSUNG DESCRIPTION / DIMENSION	EINBAU POSITION	BILD FIGURE
4059.12	PE 05.76	Spurstangengelenk Tie rod end M14x1,5 RH	L+R ↔↔	
3812.E2	PE 05.77	Axialgelenk Axial joint M14X1,5 RH	L+R ↔ ↔	
3521.P6 3521.H0	PE 05.85	Querlenker mit Gummilager. Control arm with bushing Vorderachse/ front axle	L ↓	
3521.K6 3521.H1	PE 05.86	Querlenker mit Gummilager. Control arm with bushing Vorderachse/ front axle	R ↓	
5087.51	PE 05.41	Pendelstütze Vorderachse Self-alignment link front axle	L+R ↔↔ 	

PEUGEOT

1007 (KM)
1,4/1,416V/1,616V
1,4HDI/1,6HDI

Ltr. 1,4/1,6
1,4D/1,6D

Baujahr 04/2005 -
Year

VERGLEICHS-NR. CROSS-REF.-NO.	HEYD-NR.	BENENNUNG / ABMESSUNG DESCRIPTION / DIMENSION	EINBAU POSITION	BILD FIGURE
3817 55	CT 01.21	Spurstangengelenk Tie rod end M14x1,5 RH	L ⇐	
3817 56	CT 01.22	Spurstangengelenk Tie rod end M14x1,5 RH	R ⇐	
3812 E1	CT 01.23	Axialgelenk Axial joint M14X1,5 RH	L+R ⇐ ⇐	
3520 L4	CT 01.93	Querlenker mit Gummilager. Control arm with bushing Vorderachse/ front axle	L ↓	
3521 H6	CT 01.94	Querlenker mit Gummilager. Control arm with bushing Vorderachse/ front axle	R ↓	
3640 56	CT 01.98	Traggelenk Suspension joint	L+R ↓	
5087 45 96 288 787	CT 01.42	Pendelstütze Vorderachse Self-alignment link front axle	L+R ↗ ↘ 	

PEUGEOT

PEUGEOT



BOXER BUS (230P)

2,0i/2,0i 4x4
1,9D/1,9TD/4x4/2,5D/4x4/2,5TD/4x4/
2,5TDi/4x4/2,8HDI

Ltr. 2,0
1,9D/2,5D/2,8D

Baujahr 03/1994 - 04/2002
Year

BOXER KASTEN (230L)

2,0i
1,9D/1,9TD/2,0HDI/2,5D/4x4/2,5TD/4x4/2,8HDI

2,0
1,9D/2,0D
2,5D/2,8D

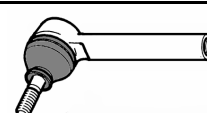
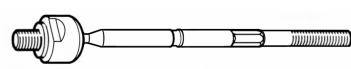
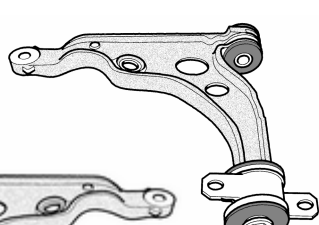
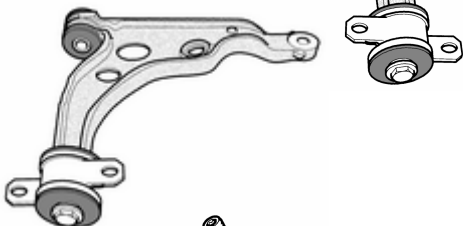

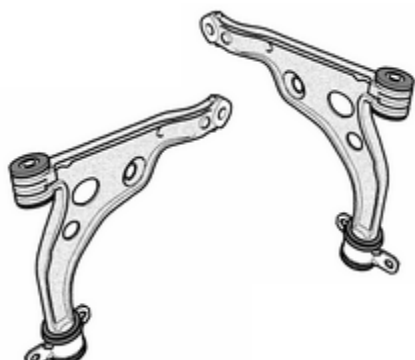
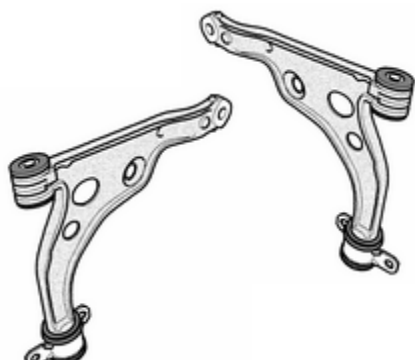



03/1994 - 04/2002

BOXER PRITSCH (ZCT_)

2,0i
1,9TD/2,5D/4x4/2,5TD/2,5TDi/4x4/2,8HDI

2,0
1,9D/2,5D/2,8D

03/1994 - 04/2002

VERGLEICHS-NR. CROSS-REF.-NO.	HEYD-NR.	BENENNUNG / ABMESSUNG DESCRIPTION / DIMENSION	EINBAU POSITION	BILD FIGURE
4018.A3 4018 H4 1306 716 080	PE 06.74	Spurstangengelenk Tie rod end M16x1,5 RH	L+R ↔	
4018.A4 4006 24 0994 5836	PE 06.53	Axialgelenk Axial joint M16X1,5 RH	L+R ↔ ↔	
<i>ACHSLAST 1000-1400 kg / AXEL LOAD 1000-1400 kg AB/FORM 02/2001</i>				
3520.95 3520.N3 3520.L0 1331 938 080 1339 465 080	FT 51.81	Querlenker mit Gummilager. Control arm with bushing Vorderachse/ front axle	L ↓	
3521.65 3521.J3 3521.H2 1331 940 080 1339 467 080	FT 51.80	Querlenker mit Gummilager. Control arm with bushing Vorderachse/ front axle	R ↓	
3640.55 1331 640 080	FT 51.97	Traggelenk Suspension joint KØ 20mm	L+R ↓	
<i>ACHSLAST 1800 kg / AXEL LOAD 1800 kg AB/FORM 02/2001</i>				
3520.96 3520.N4 3520.L1 1331 937 080 1339 464 080	FT 51.83	Querlenker mit Gummilager. Control arm with bushing Vorderachse/ front axle	L ↓	
3521.66 3521.J4 3521.H3 1331 939 080 1339 466 080	FT 51.82	Querlenker mit Gummilager. Control arm with bushing Vorderachse/ front axle	R ↓	
3640.54 1331 641 080	FT 51.98	Traggelenk Suspension joint KØ 22mm	L+R ↓	
5087.37 1300 716 080	FT 51.41	Pendelstütze Vorderachse Self-alignment link front axle	L+R ↗↘ 	

PEUGEOT



BOXER **BUS (244,Z_)**

2,0
2,0HDI/2,2HDI/2,8HDI/2,8HDI 4x4

Ltr. 2,0
2,0D/2,2D/2,8D

Baujahr
Year 04/2002 -

BOXER **KASTEN (244)**

2,0
2,0HDI/2,2HDI/2,8HDI/2,8HDI 4x4

2,0
2,0D/2,2D/2,8D

04/2002 -

BOXER **PRITSCH (244)**

2,0HDI/2,2HDI/2,8HDI/2,8HDI 4x4

2,0D/2,2D/2,8D

04/2002 -

VERGLEICH-NR. CROSS-REF.-NO.	HEYD-NR.	BENENNUNG / ABMESSUNG DESCRIPTION / DIMENSION	EINBAU POSITION	BILD FIGURE
4018.A3 4018 H4 1306 716 080	PE 06.74	Spurstangengelenk Tie rod end M16x1,5 RH	L+R ↔	
4018.A4 4006 24 0994 5836	PE 06.53	Axialgelenk Axial joint M16X1,5 RH	L+R ↔ ↔	
<i>ACHSLAST 1000KG 1500 kg / AXEL LOAD 1000KG 1500 kg</i>				
3520.95 3520.N3 3520.L0 1331 938 080 1339 465 080	FT 51.81	Querlenker mit Gummilager. Control arm with bushing Vorderachse/ front axle	L ↓	
3521.65 3521.J3 3521.H2 1331 940 080 1339 467 080	FT 51.80	Querlenker mit Gummilager. Control arm with bushing Vorderachse/ front axle	R ↓	
3640.55 131 640 080	FT 51.97	Traggelenk Suspension joint	L+R ↓	
<i>ACHSLAST 1800 kg / AXEL LOAD 1800 kg</i>				
3520.96 3520.N4 3520.L1 1331 937 080 1339 464 080	FT 51.83	Querlenker mit Gummilager. Control arm with bushing Vorderachse/ front axle	L ↓	
3521.66 3521.J4 3521.H3 1331 939 080 1339 466 080	FT 51.82	Querlenker mit Gummilager. Control arm with bushing Vorderachse/ front axle	R ↓	
3640.54 1331 641 080	FT 51.98	Traggelenk Suspension joint	L+R ↓	
5087.37 1300 716 080	FT 51.41	Pendelstütze Vorderachse Self-alignment link front axle	L+R ↔↔ 	

PEUGEOT

PEUGEOT



BOXER BUS

2,2HDi/3,0HDi

Ltr. 2,2D/3,0D

Baujahr 04/2006 -

Year

BOXER KASTEN

2,2HDi/3,0HDi

2,2D/3,0D



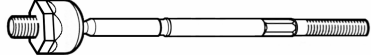
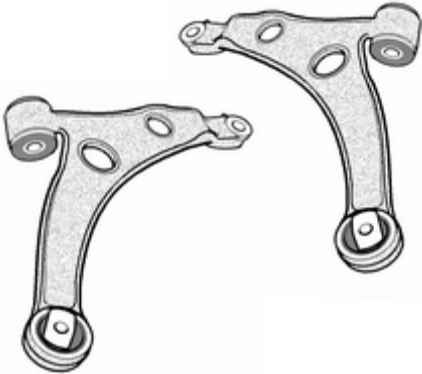
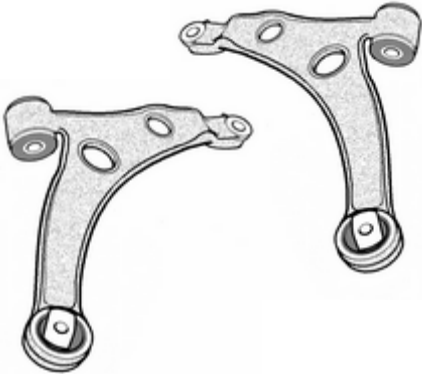
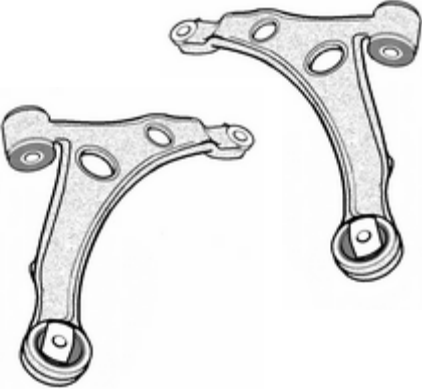
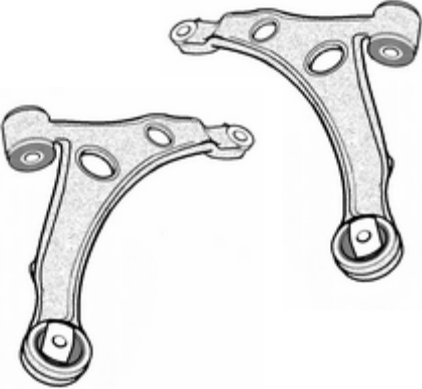


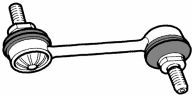
04/2006 -

BOXER PRITSCH

2,2HDi/3,0HDi

2,2D/3,0D

04/2006 -

VERGLEICHS-NR. CROSS-REF.-NO.	HEYD-NR.	BENENNUNG / ABMESSUNG DESCRIPTION / DIMENSION	EINBAU POSITION	BILD FIGURE
3817 69 7736 4253	CT 04.01	Spurstangengelenk Tie rod end M16x1,5 RH	L ↔	
3817 70 7736 4009	CT 04.02	Spurstangengelenk Tie rod end M16x1,5 RH	R ⇒	
	CT 04.03	Axialgelenk Axial joint M16X1,5 RH	L+R ⇒ ↔	
<i>ACHSLAST 1500 kg / AXEL LOAD 1500 kg</i>				
3520 S0 1352 227 080	CT 04.91	Querlenker Vorderachse Control arm front axle Stahl/Steel	L ↓	
3521.P1 1352 225 080	CT 04.90	Querlenker Vorderachse Control arm front axle Stahl/Steel	R ↓	
<i>ACHSLAST 1500-1700 kg / AXEL LOAD 1500-1700 kg</i>				
3520.S1 1352 228 080	CT 04.93	Querlenker Vorderachse Control arm front axle Stahl/Steel	L ↓	
3521.P2 1352 226 080	CT 04.94	Querlenker Vorderachse Control arm front axle Stahl/Steel	R ↓	
3640.67 5070 5629	CT 04.92	Traggelenk Suspension joint	L+R ↓	
5170 F6 5170 F5	CT 04.41	Pendelstütze Hinterachse Self-alignment link rear axle	L+R ↔↕ 	

PEUGEOT



EXPERT (224)
1,6/1,8/2,0
1,9D/1,9TD/2,0HDi/2,0HDi Comfort
EXPERT KASTEN (222)
1,6/1,8/2,0
1,9D/1,9TD/2,0HDi
EXPERT PRITSCHKE (222)
1,6
1,9D/TD

Ltr. 1,6/1,8/2,0
1,9D/2,0D

Baujahr
r Year 12/1995 -

1,6/1,8/2,0
1,9D/2,0D

07/1995 -

1,6
1,9D

12/1995 -

VERGLEICH-NR. CROSS-REF.-NO.	HEYD-NR.	BENENNUNG / ABMESSUNG DESCRIPTION / DIMENSION	EINBAU POSITION	BILD FIGURE
4059.09	PE 05.71	Spurstangengelenk Tie rod end M14x1,5 RH	L+R ↔↔	
3812.A4	PE 05.72	Axialgelenk Axial joint M14X1,5 RH	L+R ↔ ↔	
3520.P8 3520.G9 3520.C5	CT 03.81	Querlenker mit Gummilager. Control arm with bushing Vorderachse/ front axle	L ↓	
3521.K4 3521.C9 3521.85	CT 03.80	Querlenker mit Gummilager. Control arm with bushing Vorderachse/ front axle	R ↓	
5087.35	PE 05.42	Stabilisatorstange, VA Stabilizer rod	L+R ↔↔ 	

PEUGEOT



EXPERT TEPEE (VF3V_)
2,016V
1,6HDi/2,0HDi
EXPERT KASTEN (VF3A_,VF3U_.VF3X_)
2,016V
1,6HDi/2,0HDi
EXPERT PRITSCHKE
1,6HDi/2,0HDi

Ltr. 2,0
1,6D/2,0D

Baujahr
r Year 01/2007 -

2,0
1,6D/2,0D

01/2007 -

1,6D/2,0D

01/2007 -

VERGLEICH-NR. CROSS-REF.-NO.	HEYD-NR.	BENENNUNG / ABMESSUNG DESCRIPTION / DIMENSION	EINBAU POSITION	BILD FIGURE
3717 73	CT 04.12	Spurstangengelenk Tie rod end M14x1,5 RH	L+R ↔↔	
3812 F0	CT 04.13	Axialgelenk Axial joint M4X1,5 RH	L+R ↔ ↔	

PEUGEOT

FORTSETZUNG / CONTINUATION

PEUGEOT



EXPERT **TEPEE** (VF3V_)

2,016V
1,6HDI/2,0HDI

Ltr. 2,0
1,6D/2,0D

Baujah
r Year 01/2007 -

EXPERT **KASTEN** (VF3A_, VF3U_, VF3X_)

2,016V
1,6HDI/2,0HDI

2,0
1,6D/2,0D





01/2007 -

EXPERT **PRITSCH**

1,6HDI/2,0HDI

1,6D/2,0D




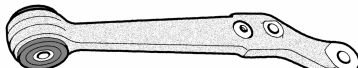




01/2007 -

VERGLEICHS-NR. CROSS-REF.-NO.	HEYD-NR.	BENENNUNG / ABMESSUNG DESCRIPTION / DIMENSION	EINBAU POSITION	BILD FIGURE
3520.R8 149 74 08 080	CT 04.95	Querlenker Vorderachse Control arm front axle Stahl/Steel	L ↓	
3521.N9 149 74 07 080	CT 04.96	Querlenker Vorderachse Control arm front axle Stahl/Steel	R ↓	
5087.56 140 00 99 680	CT 04.42	Pendelstütze Vorderachse Self-alignment link front axle	L+R ↗ ↘ 	

PEUGEOT



J5 BUS (280P) 2,0 2,5D	Ltr. 2,0 2,5D	Baujahr Year 09/1981 - 09/1990
J5 KASTEN (280L) 1,8	1,8	01/1983 - 09/1990
J5 PRITSCHEN (280L) 1,8	1,8	01/1983 - 09/1990
J5 BUS (290P) 2,0 1,9D/2,5D/2,5D4x4/2,5TD/2,5TD4x4	2,0 1,9D/2,5D	09/1990 - 03/1994
J5 KASTEN (290L) 1,9D/2,5D4x4/2,5TD4x4	1,9D/2,5D	09/1990 - 03/1994
J5 PRITSCHEN (290L) 2,0 1,9D/2,5D/2,5D4x4/2,5TD/2,5TD4x4	2,0 1,9D/2,5D	09/1990 - 03/1994

VERGLEICHS-NR. CROSS-REF.-NO.	HEYD-NR.	BENENNUNG / ABMESSUNG DESCRIPTION / DIMENSION	EINBAU POSITION	BILD FIGURE
3817.11	PE 05.73	Spurstangengel.Innengew. Tie rod end, internal thread M16x1,5 RH	L+R ↔	
3812.27 9750 001 180	PE 05.74	Axialgelenk Axial joint M16X1,5 RH	L+R ↔ ↔	
<i>AB/FROM 10/1985 - 5/1994, 1000kg/1400kg</i>				
3520.76	PE 05.81	Querlenker mit Gummilager. Control arm with bushing Vorderachse/ front axle	L ↓	
3521.52	PE 05.82	Querlenker mit Gummilager. Control arm with bushing Vorderachse/ front axle	R ↓	
<i>AB/FROM 10/1985 - 5/1994, 1800 kg</i>				
3520.77	PE 05.83	Querlenker mit Gummilager. Control arm with bushing Vorderachse/ front axle	L ↓	
3521.53	PE 05.84	Querlenker mit Gummilager. Control arm with bushing Vorderachse/ front axle	L ↓	
<i>BIS/TILL 09/1985 FG-NR./CH-NO. S244301</i>				
3640.18	PE 05.91	Traggelenk Suspension joint	L+R ↓	
<i>AB/FROM 10/1985 FG-NR./CH-NO. S244302</i>				
3640.26	PE 05.92	Traggelenk Suspension joint	L+R ↓	

PEUGEOT

PARTNER COMBISPACE (5F)

1,1/1,4/1,6/1,8

1,6HDi/1,9D/1,9D4x4/2,0HDi/2,0HDi4x4

PARTNER KASTEN (5)

1,1/1,4 1,4BiFuel

1,6HDi/1,8D/1,9D/1,9D4x4/2,0HDi

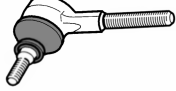
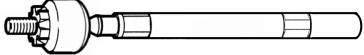
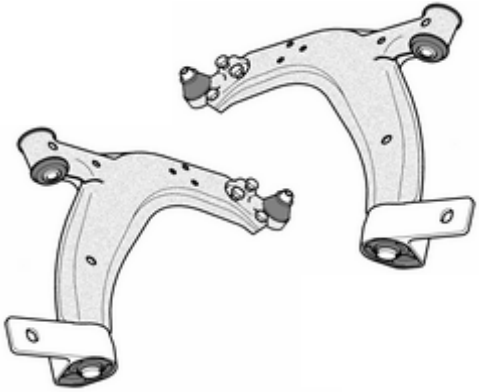

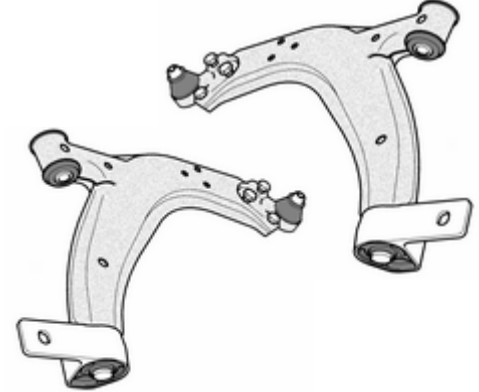


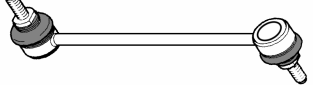


Ltr 1,1/1,4/1,6/1,8
1,6D1,9D/2,0D

Baujahr 06/1996 -
Year

1,1/1,4
1,6D/1,8D/1,9D2,0D

06/1996 -

VERGLEICHS-NR. CROSS-REF.-NO.	HEYD-NR.	BENENNUNG / ABMESSUNG DESCRIPTION / DIMENSION	EINBAU POSITION	BILD FIGURE
3817.50 3817.18	PE 01.73	Spurstangengelenk Tie rod end M14x1,5 RH L=90mm	L+R ↔	
3812.CO	PE 01.55	Axialgelenk Axial joint M14X1,5 RH L=340mm	L+R ↔ ↔	
<i>MANUELLE LENKUNG / MANUAL STEERING</i>				
3520.F8 /H5	CT 02.81	Querlenker mit Gummilager. Control arm with bushing Vorderachse/ front axle	L ↓	
3521.A8 /C4	CT 02.80	Querlenker mit Gummilager. Control arm with bushing Vorderachse/ front axle	R ↓	
3640.39/43	PE 01.93 CT 02.95	Führungsgelenk Suspension joint	L+R ↓	
<i>SERVOLENKUNG / POWER STEERING</i>				
3520.F7 /G5	CT 02.83	Querlenker mit Gummilager. Control arm with bushing Vorderachse/ front axle	L ↓	
3521.A7 /C5	CT 02.82	Querlenker mit Gummilager. Control arm with bushing Vorderachse/ front axle	R ↓	
3640.38/42	CT 02.96 PE 01.92	Führungsgelenk Suspension joint	L+R ↓	
5087.39/42/46	CT 02.42 PE 06.42	Pendelstütze Vorderachse Self-alignment link front axle	L+R ↔ 	

PEUGEOT

PARTNER **TEPEE**

1,6/ 1,6HDi

PARTNER **KASTEN**

1,6/ 1,6HDi





Ltr 1,6 1,6D

Baujahr 04/2008 -

Year

1,6 1,6D

04/2008 -

VERGLEICHS-NR. CROSS-REF.-NO.	HEYD-NR.	BENENNUNG / ABMESSUNG DESCRIPTION / DIMENSION	EINBAU POSITION	BILD FIGURE
3520 S2 3520 P3 3520 K8	CT 02.93 PE 04.81	Querlenker mit Gummilager. Control arm with bushing Vorderachse/ front axle	L ↓	
3521 P3 3521 K3 3521 G8	CT 02.92 PE 04.80	Querlenker mit Gummilager. Control arm with bushing Vorderachse/ front axle	R ↓	
3640 68 3640 60 3640 53	CT 02.98 PE 04.90	Traggelenk Suspension joint	L+R ↓	